Kabelverschraubungen G20

mit Zugentlastung
PG Anschlussgewinde nach DIN 40430
Werkstoff: Polyamid

Cable-glands G20

with pull relief
PG thread acc. to DIN 40430
material: polyamide

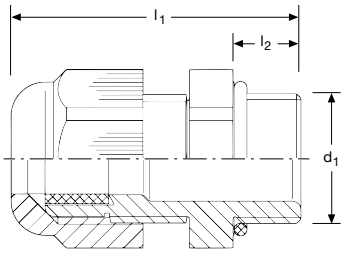

c UL us

IP 68



Nenngröße nominal size	Artikel-Nummer art-number	Bestellcode order code	Abmessung (mm) dimensions d_1	l_1	l_2		Kabel cable ⌀ mm	VE
PG 7 N	• G 820070	..	12,5	30,5	8	15	3 - 6,5	100
PG 7 L	• G 820071	..	12,5	37,5	15	15	3 - 6,5	100
PG 7	• G 820072	..	12,5	30,5	8	15	2 - 5	100
PG 9 N	• G 820090	..	15,2	34,0	8	19	4 - 8	100
PG 9 L	• G 820091	..	15,2	41,0	15	19	4 - 8	100
PG 9	• G 820092	..	15,2	34,0	8	19	2 - 6	100
PG 11 N	• G 820110	..	18,6	37,0	8	22	5 - 10	100
PG 11 L	• G 820111	..	18,6	44,0	15	22	5 - 10	100
PG 11	• G 820112	..	18,6	37,0	8	22	3 - 7	100
PG 13,5 N	• G 820130	..	20,4	39,0	9	24	6 - 12	100
PG 13,5 L	• G 820131	..	20,4	45,0	15	24	6 - 12	100
PG 13,5	• G 820132	..	20,4	39,0	9	24	5 - 9	100
PG 16 N	• G 820160	..	22,5	42,5	10	27	10 - 14	50
PG 16 L	• G 820161	..	22,5	47,5	15	27	10 - 14	50
PG 16	• G 820162	..	22,5	42,5	10	27	7 - 12	50
PG 21 N	• G 820210	..	28,3	47,5	11	33	13 - 18	50
PG 21 L	• G 820211	..	28,3	51,5	15	33	13 - 18	50
PG 21	• G 820212	..	28,3	47,5	11	33	9 - 16	50
PG 29 N	• G 820290	..	37,0	53,0	11	42	18 - 25	25
PG 29 L	• G 820291	..	37,0	57,0	15	42	18 - 25	25
PG 29	• G 820292	..	37,0	53,0	11	42	12 - 20	25
PG 36 N	• G 820360	..	47,0	61,0	13	53	22 - 32	10
PG 36 L	• G 820361	..	47,0	66,0	18	53	22 - 32	10
PG 36	• G 820362	..	47,0	61,0	13	53	20 - 26	10
PG 42 N	• G 820420	..	54,0	65,0	13	60	30 - 38	5
PG 48 N	• G 820480	..	59,3	67,0	14	65	34 - 44	5

Farbe		colour	
grau	1	grey	RAL 7035
schwarz	2	black	RAL 9005
blau	3	blue	RAL 5012
dunkelgrau	4	dark-grey	RAL 7001

© KRYSTUFEK GmbH & Co KG

office@krystufek.at +43 - 1 - 616 40 10

Kabelverschraubungen G20

mit Zugentlastung
metrisches Anschlussgewinde nach EN 60423
NPT Anschlussgewinde nach ANSI B 1.20.1
Werkstoff: Polyamid

Cable-glands G20

with pull relief
metric thread acc. to EN 60423
NPT thread acc. to ANSI B 1.20.1
material: polyamide

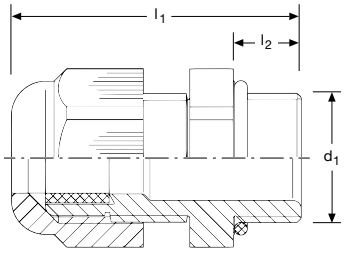

Nenngröße nominal size	Artikel-Nummer art-number	Bestellcode order code	Abmessung (mm) dimensions d_1	l_1	l_2	WS	Kabel cable ⌀ mm	VE
M 12 x 1,5 N	• G 821120	..	12	31,0	8	15	3 - 6	100
M 12 x 1,5 L	• G 821121	..	12	38,0	15	15	3 - 6	100
M 12 x 1,5	• G 821122	..	12	31,0	8	15	2 - 5	100
M 16 x 1,5 N	• G 821160	..	16	35,5	8	20	5 - 10	100
M 16 x 1,5 L	• G 821161	..	16	42,5	15	20	5 - 10	100
M 16 x 1,5	• G 821162	..	16	35,5	8	20	3 - 10	100
M 20 x 1,5 N	• G 821200	..	20	36,0	8	24	8 - 13	100
M 20 x 1,5 L	• G 821201	..	20	43,0	15	24	8 - 13	100
M 20 x 1,5	• G 821202	..	20	36,0	8	24	5 - 13	100
M 25 x 1,5 N	• G 821250	..	25	43,0	8	29	11 - 17	50
M 25 x 1,5 L	• G 821251	..	25	50,0	15	29	11 - 17	50
M 25 x 1,5	• G 821252	..	25	43,0	8	29	8 - 17	50
M 32 x 1,5 N	• G 821320	..	32	50,0	10	36	15 - 21	25
M 32 x 1,5 L	• G 821321	..	32	55,0	15	36	15 - 21	25
M 32 x 1,5	• G 821322	..	32	50,0	10	36	12 - 21	25
M 40 x 1,5 N	• G 821400	..	40	51,0	10	46	19 - 28	10
M 40 x 1,5 L	• G 821401	..	40	59,0	18	46	19 - 28	10
M 40 x 1,5	• G 821402	..	40	51,0	10	46	16 - 28	10
M 50 x 1,5 N	• G 821500	..	50	61,5	12	55	27 - 35	5
M 50 x 1,5 L	• G 821501	..	50	67,5	18	55	27 - 35	5
M 50 x 1,5	• G 821502	..	50	61,5	12	55	21 - 35	5
M 63 x 1,5 N	• G 821630	..	63	65,5	12	68	32 - 42	5
M 63 x 1,5 L	• G 821631	..	63	71,5	18	68	32 - 42	5
M 63 x 1,5	• G 821632	..	63	65,5	12	68	27 - 48	5
NPT 3/8	• G 823110	..	17,1	44,5	15,5	22	5 - 10	100
NPT 1/2	• G 823120	..	21,2	47,5	15,0	27	10 - 14	100
NPT 3/4	• G 823130	..	26,6	52,0	15,0	33	14 - 18	50

c UL us

IP 68





Farbe		colour	
grau	1	grey	RAL 7035
schwarz	2	black	RAL 9005
blau	3	blue	RAL 5012
dunkelgrau	4	dark-grey	RAL 7001
kieselgrau	5	pebble-grey	RAL 7032

Kabelverschraubungen G22

mit Zugentlastung
silikon- und halogenfrei
metrisches Anschlussgewinde nach EN 60423
Werkstoff: Polyamid

Cable-glands G22

with pull relief
silicone- and halogenfree
metric thread acc. to EN 60423
material: polyamide

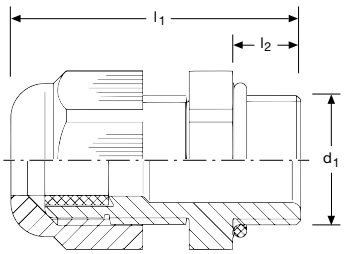

IP 67

Hf Halogen free

Nenngröße nominal size	Artikel-Nummer art-number	Abmessung (mm) dimensions d_1	l_1	l_2		Kabel cable ⌀ mm	VE
M 12 x 1,5	• G 822120	12,0	28	8	15	3 - 6	100
M 16 x 1,5	• G 822160	16,0	31	8	20	5 - 10	100
M 20 x 1,5	• G 822200	20,0	36	9	24	7 - 12	100
M 25 x 1,5	• G 822250	25,0	44	11	28	10 - 16	50
M 32 x 1,5	• G 822320	32,0	50	11	36	11 - 21	25
M 40 x 1,5	• G 822400	40,0	48	10	46	19 - 28	10
M 50 x 1,5	• G 822500	50,0	62	18	60	30 - 38	10
M 63 x 1,5	• G 822630	63,0	64	18	65	34 - 44	10

Farbe	colour	
grau	grey	RAL 7035

Kabelverschraubungen G30

mit Zugentlastung und Biegeschutz
PG Anschlussgewinde nach DIN 40430
Werkstoff: Polyamid grau RAL 7035

Cable-glands G30

with pull relief and bend prevension
PG thread acc. to DIN 40430
material: polyamide grey RAL 7035

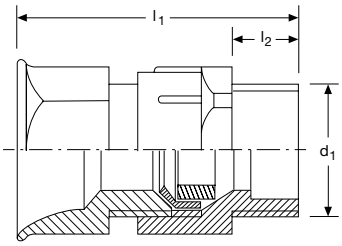

IP 65



Nenngröße nominal size	Artikel-Nummer art-number	Abmessung (mm) dimensions d_1	l_1	l_2	S1 / S2	Kabel cable ⌀ mm	VE
PG 7	• G 830070	12,5	36,0	8,0	13 / 15	4 - 6	50
PG 9	• G 830090	15,2	38,0	8,0	17 / 19	6 - 8	50
PG 11	• G 830110	18,6	43,0	8,0	19 / 22	8 - 10	50
PG 13,5	• G 830130	20,4	46,5	9,0	22 / 24	10 - 12	50
PG 16	• G 830160	22,5	51,0	10,0	24 / 27	12 - 14	50
PG 21	• G 830210	28,3	54,5	11,0	30 / 32	14 - 18	25
PG 29	• G 830290	37,0	60,0	11,0	41 / 42	18 - 24	25

Farbe	colour	
grau	grey	RAL 7035

© KRYSTUFEK GmbH & Co KG

office@krystufek.at +43 - 1 - 616 40 10

Kabelverschraubungen
G40 EEx e II

für den explosionsgefährdeten Bereich
metrisches Anschlussgewinde nach EN 60423
Werkstoff: Polyamid
integrierte Zugentlastung,
großer Dicht- und Klemmbereich

Cable-glands
G40 EEx e II

intended for use in potentially explosive atmosphere
metric thread acc. to EN 60423
material: polyamide
integrated pull relief,
wide sealing und clamping range

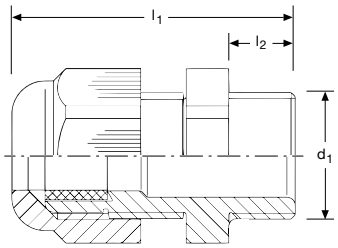

IP 68

Nenngröße nominal size	Artikel-Nummer art-number	Bestellcode order code	Abmessung (mm) dimensions d_1	l_1	l_2		Kabel cable mm	VE
M 12 x 1,5 N	• G 841120	..	12,0	31,0	8	15	5 - 7	20
M 12 x 1,5 L	• G 841121	..	12,0	35,0	12	15	5 - 7	20
M 16 x 1,5 N	• G 841160	..	16,0	35,5	8	20	7 - 10	20
M 16 x 1,5 L	• G 841161	..	16,0	39,5	12	20	7 - 10	20
M 20 x 1,5 N	• G 841200	..	20,0	37,0	8	24	9,5 - 13	20
M 20 x 1,5 L	• G 841201	..	20,0	42,0	13	24	9,5 - 13	20
M 25 x 1,5 N	• G 841250	..	25,0	43,0	8	29	14 - 17	20
M 25 x 1,5 L	• G 841251	..	25,0	48,0	13	29	14 - 17	20
M 32 x 1,5 N	• G 841320	..	32,0	50,0	10	36	18 - 21	20
M 32 x 1,5 L	• G 841321	..	32,0	55,0	15	36	18 - 21	20
M 40 x 1,5 N	• G 841400	..	40,0	51,0	10	46	22 - 28	10
M 40 x 1,5 L	• G 841401	..	40,0	56,0	15	46	22 - 28	10
M 50 x 1,5 N	• G 841500	..	50,0	61,5	12	55	28 - 35	10
M 50 x 1,5 L	• G 841501	..	50,0	65,5	16	55	28 - 35	10
M 63 x 1,5 N	• G 841630	..	63,0	65,5	12	68	36 - 48	5
M 63 x 1,5 L	• G 841631	..	63,0	69,5	16	68	36 - 48	5

Farbe		colour	
grau	1	grey	RAL 7035
schwarz	2	black	RAL 9005
blau	3	blue	RAL 5012

Kabelverschraubungen G50

mit flexibler Biegeschutzspirale
PG Anschlussgewinde nach DIN 40430
metrisches Anschlussgewinde nach EN 60423
Werkstoff: Polyamid

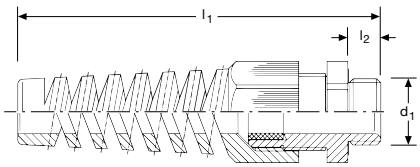

Cable-glands G50

with flexible spiral nozzle
PG thread acc. to DIN 40430
metric thread acc. to EN 60423
material: polyamide

IP 68

Nenngröße nominal size	Artikel-Nummer art-number	Bestellcode order code	Abmessung (mm) dimensions d_1	l_1	l_2	WS	Kabel cable ⌀k mm	VE
PG 7 N	• G 850070	..	12,5	63	8	15	3 - 6,5	100
PG 7 L	• G 850071	..	12,5	69	15	15	3 - 6,5	100
PG 9 N	• G 850090	..	15,2	74	8	19	4 - 8,0	100
PG 9 L	• G 850091	..	15,2	78	15	19	4 - 8,0	100
PG 11 N	• G 850110	..	18,6	87	8	22	5 - 10,0	100
PG 11 L	• G 850111	..	18,6	93	15	22	5 - 10,0	100
PG 13,5 N	• G 850130	..	20,4	98	9	24	6 - 12,0	50
PG 13,5 L	• G 850131	..	20,4	105	15	24	6 - 12,0	50
PG 16 N	• G 850160	..	22,5	112	10	27	10 - 14,0	25
PG 16 L	• G 850161	..	22,5	115	15	27	10 - 14,0	25
PG 21 N	• G 850210	..	28,3	130	11	33	13 - 18,0	25
PG 21 L	• G 850211	..	28,3	129	15	33	13 - 18,0	20
M 12 x 1,5	• G 851120	..	12,0	63,5	8	15	3 - 6,5	100
M 16 x 1,5	• G 851160	..	16,0	94,5	15	22	5 - 10,0	100
M 20 x 1,5	• G 851200	..	20,0	116,0	15	27	10 - 14,0	50
M 25 x 1,5	• G 851250	..	25,0	132,5	15	33	13 - 18,0	50

Farbe		colour	
grau	1	grey	RAL 7035
schwarz	2	black	RAL 9005
dunkelgrau	4	dark-grey	RAL 7001

Druckschrauben G71

PG Anschlussgewinde nach DIN 40430
Werkstoff: Polyamid glasfaserverstärkt

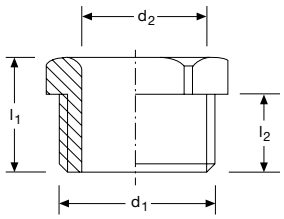

Pressure screws G71

PG thread acc. to DIN 40430
material: polyamide glass fibre reinforced

Nenngröße nominal size	Artikel-Nummer art-number	Abmessung (mm) dimensions d_1	d_2	l_1	l_2	WS	VE
PG 7	• G 871071	12,5	7,0	13,5	8,5	13	100
PG 9	• G 871091	15,2	9,5	13,5	8,5	16	100
PG 11	• G 871111	18,6	11,5	15,0	10,0	19	100
PG 13,5	• G 871131	20,4	13,0	15,5	10,5	21	100
PG 16	• G 871161	22,5	15,5	17,5	11,5	23	100
PG 21	• G 871211	28,3	20,5	19,5	13,5	30	100
PG 29	• G 871291	37,0	27,0	21,5	14,5	40	50
PG 36	• G 871361	47,0	34,0	25,0	17,0	50	25
PG 42	• G 871421	54,0	41,0	27,5	18,5	55	25
PG 48	• G 871481	59,3	45,0	27,0	18,0	60	10

Farbe		colour	
grau		grey	RAL 7035

© KRYSTUFEK GmbH & Co KG

office@krystufek.at +43 - 1 - 616 40 10

Verschlussschrauben G72

PG Anschlussgewinde nach DIN 40430
metrisches Anschlussgewinde nach EN 60423
Werkstoff: Polyamid glasfaserverstärkt

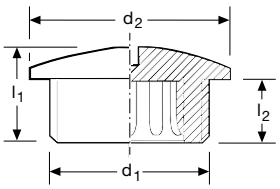

Locking plugs with flange G72

PG thread acc. to DIN 40430
metric thread acc. to EN 60423
material: polyamide glass fibre reinforced

Nenngröße nominal size	Artikel-Nummer art-number	Bestellcode order code	Abmessung (mm) dimensions d_1	d_2	l_1	l_2	VE
PG 7	• G 872071		12,5	15,0	10,0	6	100
PG 9	• G 872091		15,2	19,0	10,0	6	100
PG 11	• G 872111		18,6	22,0	10,0	6	100
PG 13,5	• G 872131		20,4	25,0	10,0	6	100
PG 16	• G 872161		22,5	27,0	10,0	6	100
PG 21	• G 872211		28,3	33,0	12,5	8	100
PG 29	• G 872291		37,0	44,5	13,0	8	100
PG 36	• G 872361		47,0	55,5	15,0	10	50
PG 42	• G 872421		54,0	62,5	15,5	10	50
PG 48	• G 872481		59,3	69,5	17,0	12	50
M 12 x 1,5	• G 872012	..	12,0	15,0	10,0	6	100
M 16 x 1,5	• G 872016	..	16,0	20,0	10,5	6	100
M 20 x 1,5	• G 872020	..	20,0	24,0	10,5	6	100
M 25 x 1,5	• G 872025	..	25,0	30,0	13,0	8	100
M 32 x 1,5	• G 872032	..	32,0	37,0	13,5	8	100
M 40 x 1,5	• G 872040	..	40,0	46,0	14,0	8	50
M 50 x 1,5	• G 872050	..	50,0	56,0	16,5	10	50
M 63 x 1,5	• G 872063	..	63,0	70,0	17,0	12	50

Farbe		colour	
grau	1	grey	RAL 7035
grau UL 94 V-2	1V	grey UL 94 V-2	RAL 7035
schwarz	2	black	RAL 9005
schwarz UL 94 V-2	2V	black UL 94 V-2	RAL 9005
dunkelgrau	4	dark-grey	RAL 7001

Reduktionen
G73

mit großem PG Außen- und kleinem PG Innengewinde nach DIN 40430
Werkstoff: Polyamid

Reductions
G73

with large external and small internal PG thread acc. to DIN 40430
material: polyamide

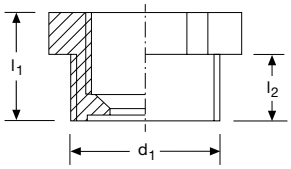



Nenngröße nominal size PG außen PG external	PG innen PG internal	Artikel-Nummer art-number	Abmessung (mm) dimensions d_1	l_1	l_2	SW	VE
PG 11	PG 7	• G 873110	18,6	14	8,0	22	100
PG 13,5	PG 7	• G 873130	20,4	15	9,0	24	100
PG 13,5	PG 9	• G 873131	20,4	15	9,0	24	100
PG 16	PG 9	• G 873160	22,5	16	10,0	27	100
PG 16	PG 11	• G 873161	22,5	16	10,0	27	100
PG 21	PG 11	• G 873210	28,3	16	11,0	32	100
PG 21	PG 13,5	• G 873211	28,3	16	11,0	32	100
PG 21	PG 16	• G 873212	28,3	16	11,0	32	100
PG 29	PG 13,5	• G 873290	37,0	17	11,0	40	50
PG 29	PG 16	• G 873291	37,0	17	11,0	40	50
PG 29	PG 21	• G 873292	37,0	17	11,0	40	50
PG 36	PG 16	• G 873360	47,0	19	13,0	50	50
PG 36	PG 21	• G 873361	47,0	19	13,0	50	50
PG 36	PG 29	• G 873362	47,0	24	18,0	50	50
PG 42	PG 21	• G 873420	55,0	24	18,0	55	25
PG 42	PG 29	• G 873421	55,0	24	18,0	55	25
PG 42	PG 36	• G 873422	55,0	24	18,0	55	25
PG 48	PG 29	• G 873480	59,3	24	18,0	60	25
PG 48	PG 36	• G 873481	59,3	20	14,0	60	25
PG 48	PG 42	• G 873482	59,3	23	17,0	60	25

Farbe colour	
grau ◯	grey RAL 7035

11

Reduktionen
G74

mit großem PG Außen- und kleinem PG Innengewinde nach DIN 40430
Werkstoff: Polyamid

Reductions
G74

with large external and small internal PG thread acc. to DIN 40430
material: polyamide

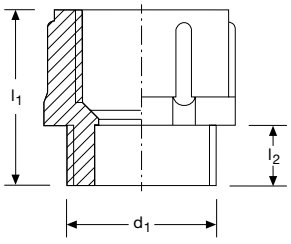



Nenngröße nominal size PG außen PG external	PG innen PG internal	Artikel-Nummer art-number	Abmessung (mm) dimensions d_1	l_1	l_2	SW	VE
PG 9	PG 7	• G 874090	15,2	10,5	8,0	19	100
PG 11	PG 9	• G 874110	18,6	22,5	8,0	22	100
PG 13,5	PG 11	• G 874130	20,4	24,0	9,0	24	100
PG 16	PG 13,5	• G 874160	22,5	27,0	10,0	27	100

Farbe colour	
grau ◯	grey RAL 7035

© KRYSTUFEK GmbH & Co KG office@krystufek.at +43 - 1 - 616 40 10

Erweiterungen
G75

mit kleinem PG Außen- und großem PG Innengewinde nach DIN 40430
Werkstoff: Polyamid

Extensions
G75

with small external and large internal PG thread acc. to DIN 40430
material: polyamide

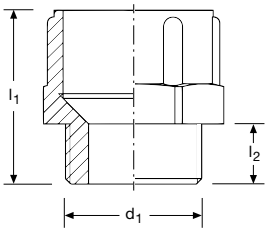

Nenngröße nominal size PG außen PG external	PG innen PG internal	Artikel-Nummer art-number	Abmessung (mm) dimensions d1	l1	l2		VE
PG 7	PG 9	• G 875070	12,5	21,0	8,0	19	100
PG 9	PG 11	• G 875090	15,2	23,0	8,0	22	100
PG 11	PG 13,5	• G 875110	18,6	29,0	8,0	24	100
PG 11	PG 16	• G 875111	18,6	24,5	8,0	27	100
PG 13,5	PG 16	• G 875130	20,4	26,0	9,0	27	100
PG 16	PG 21	• G 875160	22,5	29,0	9,0	32	100
PG 21	PG 29	• G 875210	28,3	32,0	10,0	42	50
PG 29	PG 36	• G 875290	37,0	35,5	11,0	53	25
PG 36	PG 42	• G 875360	47,0	40,5	13,0	60	10
PG 42	PG 48	• G 875420	55,0	41,0	13,0	65	10

Farbe	colour	
grau ◯	grey	RAL 7035

Übergangsstücke
G90

mit metrischem Außengewinde und PG Innengewinde
nach EN 60423 und DIN 40430
Werkstoff: Polyamid

Adapter
G90

with external metric thread and internal PG thread
acc. to EN 60423 and DIN 40430
material: polyamide

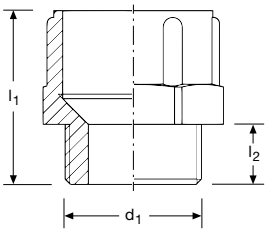

Nenngröße nominal size M außen M external	PG innen PG internal	Artikel-Nummer art-number	Abmessung (mm) dimensions d1	l1	l2		VE
M 12 x 1,5	PG 7	• G 8901207	12,0	21,0	8	15	100
M 12 x 1,5	PG 9	• G 8901209	12,0	23,5	11	19	100
M 16 x 1,5	PG 9	• G 8901609	16,0	24,5	11	19	100
M 20 x 1,5	PG 11	• G 8902011	20,0	26,5	11	22	100
M 20 x 1,5	PG 13,5	• G 8902013	20,0	26,0	11	24	100
M 25 x 1,5	PG 16	• G 8902516	25,0	29,0	11	27	50
M 25 x 1,5	PG 21	• G 8902521	25,0	31,0	11	32	50
M 32 x 1,5	PG 29	• G 8903229	32,0	33,0	11	42	25
M 40 x 1,5	PG 29	• G 8904029	40,0	34,0	11	42	10
M 50 x 1,5	PG 36	• G 8905036	50,0	37,0	11	53	10
M 50 x 1,5	PG 42	• G 8905042	50,0	39,0	11	60	10
M 63 x 1,5	PG 48	• G 8906348	63,0	40,0	11	65	10

Farbe	colour	
grau ◯	grey	RAL 7035

Erweiterungen
G92

mit kleinem metrischen Außen- und großem metrischen Innengewinde nach EN 60423
Werkstoff: Polyamid

Extensions
G92

with small external and large internal metric thread acc. to EN 60423
material: polyamide

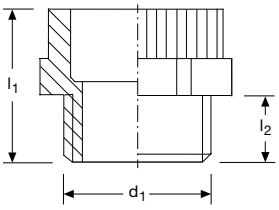

Nenngröße nominal size M außen M external	M innen M internal	Artikel-Nummer art-number	Abmessung (mm) dimensions d_1	l_1	l_2		VE
M 12 x 1,5	M 16 x 1,5	• G 8921216	12,0	20,5	8	20	100
M 16 x 1,5	M 20 x 1,5	• G 8921620	16,0	20,5	8	24	100
M 20 x 1,5	M 25 x 1,5	• G 8922025	20,0	21,0	8	30	100
M 25 x 1,5	M 32 x 1,5	• G 8922532	25,0	37,0	8	37	50
M 32 x 1,5	M 40 x 1,5	• G 8923240	32,0	25,0	10	45	50
M 40 x 1,5	M 50 x 1,5	• G 8924050	40,0	30,0	12	55	25
M 50 x 1,5	M 63 x 1,5	• G 8925063	50,0	32,0	14	68	5

Farbe colour

grau ○ grey RAL 7035

Übergangsstücke
G93

mit PG-Außengewinde und metrischem Innengewinde nach DIN 40430 und EN 60423
Werkstoff: Polyamid

Adapter
G93

with external PG thread and internal metric thread acc. to DIN 40430 and EN 60423
material: polyamide

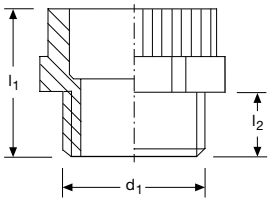



Nenngröße nominal size PG außen PG external	M innen M internal	Artikel-Nummer art-number	Abmessung (mm) dimensions d_1	l_1	l_2		VE
PG 7	M 12 x 1,5	• G 8930712	12,5	20,0	8	15	100
PG 7	M 16 x 1,5	• G 8930716	12,5	20,0	8	20	100
PG 9	M 12 x 1,5	• G 8930912	15,2	20,0	8	19	100
PG 9	M 16 x 1,5	• G 8930916	15,2	20,0	8	20	100
PG 9	M 20 x 1,5	• G 8930920	15,2	20,0	8	24	100
PG 11	M 16 x 1,5	• G 8931116	18,6	20,0	8	22	100
PG 11	M 20 x 1,5	• G 8931120	18,6	20,0	8	24	100
PG 13,5	M 16 x 1,5	• G 8931316	20,4	21,0	9	24	100
PG 13,5	M 20 x 1,5	• G 8931320	20,4	21,0	9	24	100
PG 13,5	M 25 x 1,5	• G 8931325	20,4	21,5	9	30	100
PG 16	M 20 x 1,5	• G 8931620	22,5	22,0	10	27	100
PG 16	M 25 x 1,5	• G 8931625	22,5	22,5	10	30	50
PG 21	M 25 x 1,5	• G 8932125	28,3	23,5	11	33	50
PG 21	M 32 x 1,5	• G 8932132	28,3	25,5	11	37	50
PG 29	M 32 x 1,5	• G 8932932	37,0	25,5	11	42	50
PG 29	M 40 x 1,5	• G 8932940	37,0	25,5	11	45	50

Farbe colour

grau ○ grey RAL 7035

© KRYSTUFEK GmbH & Co KG office@krystufek.at +43 - 1 - 616 40 10

Reduktionen
G94

mit großem metrischen Außen- und kleinem
metrischen Innengewinde nach EN 60423
Werkstoff: Polyamid

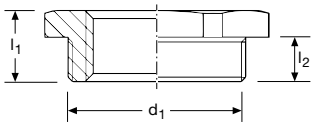

Reductions
G94

with large external and small internal
metric thread acc. to EN 60423
material: polyamide

Nenngröße nominal size		Artikel-Nummer art-number	Abmessung (mm) dimensions				
M außen M external	M innen M internal		d_1	l_1	l_2	WE	VE
M 16 x 1,5	M 12 x 1,5	• G 8941612	16,0	12,0	8	24	100
M 20 x 1,5	M 12 x 1,5	• G 8942012	20,0	12,0	8	24	100
M 20 x 1,5	M 16 x 1,5	• G 8942016	20,0	12,0	8	24	100
M 25 x 1,5	M 12 x 1,5	• G 8942512	25,0	14,0	8	29	100
M 25 x 1,5	M 16 x 1,5	• G 8942516	25,0	14,0	8	29	100
M 25 x 1,5	M 20 x 1,5	• G 8942520	25,0	14,0	8	29	100
M 32 x 1,5	M 12 x 1,5	• G 8943212	32,0	14,0	10	36	50
M 32 x 1,5	M 16 x 1,5	• G 8943216	32,0	14,0	10	36	50
M 32 x 1,5	M 20 x 1,5	• G 8943220	32,0	14,0	10	36	50
M 32 x 1,5	M 25 x 1,5	• G 8943225	32,0	14,0	10	36	50
M 40 x 1,5	M 16 x 1,5	• G 8944016	40,0	14,0	10	46	50
M 40 x 1,5	M 20 x 1,5	• G 8944020	40,0	14,0	10	46	50
M 40 x 1,5	M 25 x 1,5	• G 8944025	40,0	14,0	10	46	50
M 40 x 1,5	M 32 x 1,5	• G 8944032	40,0	14,0	10	55	50
M 50 x 1,5	M 20 x 1,5	• G 8945020	50,0	18,0	12	55	25
M 50 x 1,5	M 25 x 1,5	• G 8945025	50,0	18,0	12	55	25
M 50 x 1,5	M 32 x 1,5	• G 8945032	50,0	18,0	12	55	25
M 50 x 1,5	M 40 x 1,5	• G 8945040	50,0	18,0	12	55	25
M 63 x 1,5	M 25 x 1,5	• G 8946325	63,0	18,0	12	68	25
M 63 x 1,5	M 32 x 1,5	• G 8946332	63,0	18,0	12	68	25
M 63 x 1,5	M 40 x 1,5	• G 8946340	63,0	18,0	12	68	25
M 63 x 1,5	M 50 x 1,5	• G 8946350	63,0	18,0	12	68	25

Farbe	colour	
grau	grey	RAL 7035



Sechskantmuttern G76

PG Innengewinde nach DIN 40430
Werkstoff: Polyamid glasfaserverstärkt

Hexagonal locknuts G76

PG internal thread acc. to DIN 40430
material: polyamide glass fibre reinforced



Nenngröße nominal size	Artikel-Nummer art-number	Bestellcode order code	Abmessung (mm) dimensions h	 WAF	 VE
PG 7	• G 876071	..	5	19	100
PG 9	• G 876091	..	5	22	100
PG 11	• G 876111	..	5	24	100
PG 13,5	• G 876131	..	6	27	100
PG 16	• G 876161	..	6	30	100
PG 21	• G 876211	..	7	36	100
PG 29	• G 876291	..	7	46	100
PG 36	• G 876361	..	8	60	50
PG 42	• G 876421	..	8	65	50
PG 48	• G 876481	..	8	70	50

Farbe		colour	
grau	1	grey	RAL 7035
schwarz	2	black	RAL 9005
blau	3	blue	RAL 5012

Sechskantmuttern G77

metrisches Innengewinde nach EN 60423
NPT Innengewinde nach ANSI B 1.20.1
Werkstoff: Polyamid glasfaserverstärkt

Hexagonal locknuts G77

metric internal thread acc. to EN 60423
NPT internal thread acc. to ANSI B 1.20.1
material: polyamide glass fibre reinforced



Nenngröße nominal size	Artikel-Nummer art-number	Bestellcode order code	Abmessung (mm) dimensions h	 WAF	 VE
M 12 x 1,5	• G 877121	..	5	17	100
M 16 x 1,5	• G 877161	..	5	22	100
M 20 x 1,5	• G 877201	..	6	27	100
M 25 x 1,5	• G 877251	..	6	32	100
M 32 x 1,5	• G 877321	..	7	41	100
M 40 x 1,5	• G 877401	..	7	50	50
M 50 x 1,5	• G 877501	..	8	60	50
M 63 x 1,5	• G 877631	..	8	75	50
NPT 3/8	• G 877711	..	5	22	100
NPT 1/2	• G 877721	..	6	27	100
NPT 3/4	• G 877731	..	7	36	100
NPT 1	• G 877741	..	7	42	100

Farbe		colour	
grau	1	grey	RAL 7035
schwarz	2	black	RAL 9005
blau	3	blue	RAL 5012
dunkelgrau	4	dark-grey	RAL 7001
kieselgrau	5	pebble-grey	RAL 7032

© KRYSTUFEK GmbH & Co KG office@krystufek.at +43 - 1 - 616 40 10

Dichtungsnippel G85

PG Anschlussgewinde nach DIN 40430
metrisches Anschlussgewinde nach EN 60423
Werkstoff: Polyethylen

Sealing conduits G85

PG thread acc. to DIN 40430
metric thread acc. to EN 60423
material: polyethylene

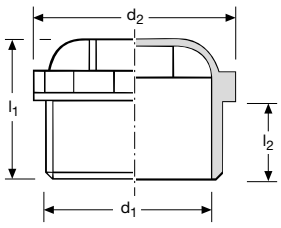

Nenngröße nominal size	Artikel-Nummer art-number	Bestellcode order code	Abmessung (mm) dimensions d1	d2	l1	l2	Kabel cable ∅ mm	VE
PG 9	• G 885090	..	15,2	19,0	16,5	8,1	6 - 8	200
PG 11	• G 885110	..	18,6	21,0	17,5	8,9	7 - 10	200
PG 13,5	• G 885130	..	20,4	24,0	19,5	10,6	9 - 12	200
PG 16	• G 885160	..	22,5	27,0	20,0	10,8	9 - 14	200
PG 21	• G 885210	..	28,3	33,0	22,8	12,5	11 - 17	100
PG 29	• G 885290	1	37,0	45,5	24,8	16,0	18 - 24	50
PG 36	• G 885360	1	47,0	56,0	30,2	19,0	25 - 32	25
PG 42	• G 885420	1	54,0	66,0	37,0	23,0	33 - 39	10
PG 48	• G 885480	1	59,3	72,0	42,5	24,0	23 - 43	10
M 12 x 1,5	• G 885012	..	12,0	15,0	15,0	8,0	3,5 - 6,0	200
M 16 x 1,5	• G 885016	..	16,0	20,0	16,0	8,0	5,0 - 8,5	200
M 20 x 1,5	• G 885020	..	20,0	23,5	19,0	10,0	7,0 - 10,5	200
M 25 x 1,5	• G 885025	..	25,0	39,5	22,0	12,0	8,5 - 13,0	100
M 32 x 1,5	• G 885032	..	32,0	37,0	24,5	14,0	13,0 - 16,5	50
M 40 x 1,5	• G 885040	..	40,0	46,0	27,5	16,0	16,0 - 21,5	50
M 50 x 1,5	• G 885050	1	50,0	56,0	32,0	18,0	22,0 - 35,0	10
M 63 x 1,5	• G 885063	1	63,0	69,0	38,0	20,0	24,0 - 43,0	10



colour	Farbe		Ausführung	version
RAL 7035 grey	grau	1	geschlossen	closed
		2	offen	open

Druckausgleichselemente

zum Schutz vor Kondenswasserbildung in dichten Gehäusen
metrisches Anschlussgewinde nach EN 60423
Werkstoff: Polyamid

Venting elements

protection for housings against condensation water
metric thread acc. to EN 60423
material: polyamide

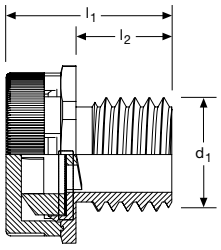



Nenngröße nominal size	Artikel-Nummer art-number	Bestellcode order code	Abmessung (mm) dimensions d1	l1	l2	SW	VE
M 12 x 1,5	• G 887120	..	12	13,5	6,6	17	100
M 16 x 1,5	• G 887160	..	16	17,8	10,0	17	100

IP 68

Farbe		colour	
grau	1	grey	RAL 7035
schwarz	2	black	RAL 9005

11

Dichteinsätze
G79

einfacher Dichteinsatz
Werkstoff: Weichgummi

Sealing inserts
G79

single sealing insert
material: soft rubber

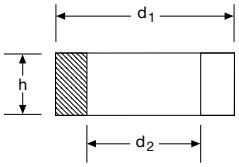



Nenngröße nominal size	Artikel-Nummer art-number	Abmessung (mm) dimensions d_1	d_2	h	Kabel cable ⌀ mm	VE
PG 7 / M 12	• G 879070	10,7	6	5,0	3,5 - 6	100
PG 9 / M 12	• G 879090	13,3	7	5,5	4,5 - 7	100
PG 11 / M 16	• G 879110	16,5	9	6,0	6,0 - 9	100
PG 13,5 / M 20	• G 879130	18,3	11	6,0	9,0 - 12	100
PG 16 / M 25	• G 879160	20,4	13	7,0	11,0 - 14	100
PG 21 / M 25	• G 879210	25,9	16	8,0	14,0 - 18	100
PG 29 / M 32	• G 879290	34,7	25	9,5	18,0 - 25	100
PG 36 / M 50	• G 879360	44,7	32	12,0	25,0 - 32	50
PG 42 / M 50	• G 879420	51,7	40	14,0	30,0 - 38	25
PG 48 / M 63	• G 879480	56,9	46	14,0	38,0 - 44	25

Dichteinsätze
G80

ausschneidbarer Dichteinsatz
Werkstoff: Weichgummi

Sealing inserts
G80

multiple sealing insert
material: soft rubber

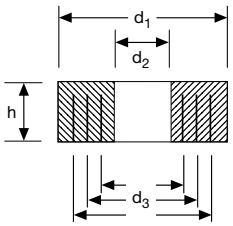



Nenngröße nominal size	Artikel-Nummer art-number	Abmessung (mm) dimensions d_1	d_2	d_3	h	Kabel cable ⌀ mm	VE
PG 9 / M 12	• G 880090	13,3	5,5	7,5 / 10	5,0	4,0 - 11,0	100
PG 11 / M 16	• G 880110	16,5	6,0	10 / 12,5	7,5	6,5 - 13,5	100
PG 13,5 / M 20	• G 880130	18,3	6,0	10 / 12,5	7,5	6,5 - 13,5	100
PG 16 / M 25	• G 880160	20,4	7,0	10 / 12,5 / 15	7,5	6,5 - 16,0	100
PG 21 / M 25	• G 880210	25,9	8,0	13 / 16 / 19	10,0	9,0 - 20,0	100
PG 29 / M 32	• G 880290	34,7	9,5	21 / 24 / 27	18,0	17,0 - 28,0	100
PG 36 / M 50	• G 880360	44,7	12,0	27 / 30 / 33	24,0	23,0 - 34,0	50
PG 42 / M 50	• G 880420	51,7	14,0	33 / 36 / 39	30,0	29,0 - 40,0	25
PG 48 / M 63	• G 880480	56,9	14,0	39 / 42 / 45	36,0	35,0 - 46,0	25



Mehrfacheinsätze
auf Anfrage lieferbar!

Multiple sealing insert
upon request!

Silikonkautschuk
auf Anfrage lieferbar!

Silicone rubber
upon request!



Flachbandkabeleinsätze
auf Anfrage lieferbar!

Flat-cable sealing insert
upon request!

© KRYSTUFEK GmbH & Co KG

office@krystufek.at +43 - 1 - 616 40 10

Anschlussgewinde-Dichtringe G81

Werkstoff: Polyethylen

Connection thread gaskets G81

material: polyethylene

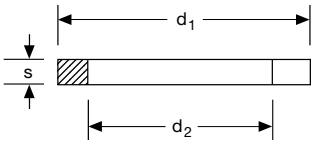

Nenngröße nominal size	Artikel-Nummer art-number	Abmessung (mm) dimensions			VE
		d_1	d_2	s	
PG 7	• G 881070	16,5	12,5	2	100
PG 9	• G 881090	19,0	15,2	2	100
PG 11	• G 881110	22,5	18,6	2	100
PG 13,5	• G 881130	25,0	20,4	2	100
PG 16	• G 881160	27,0	22,5	2	100
PG 21	• G 881210	33,5	28,3	3	100
PG 29	• G 881290	43,5	37,0	3	100
PG 36	• G 881360	55,0	47,0	3	100
PG 42	• G 881420	63,0	54,0	3	100
PG 48	• G 881480	69,0	59,3	3	100

O-Ringe G82

Werkstoff: Perbunan

O-rings G82

material: perbunan

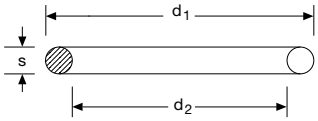

Nenngröße nominal size	Artikel-Nummer art-number	Abmessung (mm) dimensions			VE
		d_1	d_2	s	
PG 7	• G 882070	13,0	10,0	1,5	100
PG 9	• G 882090	17,0	13,0	2,0	100
PG 11	• G 882110	20,0	16,0	2,0	100
PG 13,5	• G 882130	22,0	18,0	2,0	100
PG 16	• G 882160	24,0	20,0	2,0	100
PG 21	• G 882210	28,0	24,0	2,0	100
PG 29	• G 882290	37,0	33,0	2,0	100
PG 36	• G 882360	47,0	42,0	2,5	100
PG 42	• G 882420	53,0	48,0	2,5	100
PG 48	• G 882480	60,0	54,0	3,0	100
M 12	• G 882012	12,0	9,0	1,5	100
M 16	• G 882016	16,0	13,0	1,5	100
M 20	• G 882020	21,0	18,0	1,5	100
M 25	• G 882025	25,0	21,0	2,0	100
M 32	• G 882032	34,0	29,0	2,5	100
M 40	• G 882040	41,0	37,0	2,0	100
M 50	• G 882050	52,0	47,0	2,5	100
M 63	• G 882063	66,0	60,0	3,0	100

Staubschutzscheiben G83

Werkstoff: Polyethylen

Dust caps G83

material: polyethylene

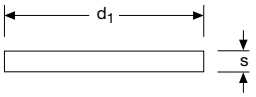

Nenngröße nominal size	Artikel-Nummer art-number	Abmessung (mm) dimensions d_1	s	VE
PG 7	• G 883070	10,5	0,5	100
PG 9	• G 883090	13,5	0,5	100
PG 11	• G 883110	16,5	0,5	100
PG 13,5	• G 883130	18,5	0,5	100
PG 16	• G 883160	20,5	0,5	100
PG 21	• G 883210	26,0	0,5	100
PG 29	• G 883290	35,0	0,5	100
PG 36	• G 883360	45,0	0,5	100
PG 42	• G 883420	52,0	0,5	100
PG 48	• G 883480	57,0	0,5	100
M 12	• G 883012	10,0	0,25	100
M 16	• G 883016	15,5	0,25	100
M 20	• G 883020	18,5	0,25	100
M 25	• G 883025	23,0	0,25	100
M 32	• G 883032	29,0	0,5	100
M 40	• G 883040	35,0	0,5	100
M 50	• G 883050	45,0	0,5	100
M 63	• G 883063	57,0	0,5	100

Farbe		colour	
weiß ○		white	

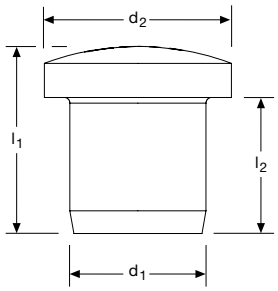

Verschlussstopfen

passend für G 20 und GM 20
Werkstoff: Polyamid

Blanking plugs

suitable for G 20 and GM 20
material: polyamide

Nenngröße nominal size	Artikel-Nummer art-number			Abmessung (mm) dimensions d_1	d_2	l_1	l_2	VE
M 12	• G 8544120		●	5,5	10,0	12,5	9	50
M 16	• G 8544160		●	9,5	13,5	16,0	12	50
M 20	• G 8544200		●	12,0	16,5	16,5	12	50
M 25	• G 8544250		●	16,0	20,5	19,5	15	50
M 32	• G 8544320		●	20,0	24,5	21,5	17	25
M 40	• G 8544400	●		27,0	32,0	24,0	20	10
M 50	• G 8544500	●		35,0	39,0	29,0	25	5
M 63	• G 8544630	●		42,0	52,0	29,0	25	5

Farbe			colour	
grau ○		1	grey	RAL 7035
schwarz ●	2		black	RAL 9005

© KRYSTUFEK GmbH & Co KG office@krystufek.at +43 - 1 - 616 40 10

Kabeldurchführungen
Cable leadthrough

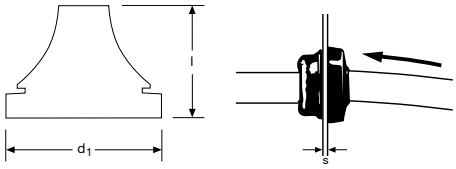

IP 67

Nenngröße nominal size	Artikel-Nummer art-number		Abmessung (mm) dimensions Bohrung ⌀	s	Kabel cable ⌀ mm	l	d_1	VE
PG 7	• G 8540304	..	12,5	0,5 - 2	3,0 - 5	12,6	20,0	50
M 12	• G 8540305	..	12,5	0,5 - 2	4,0 - 7	12,8	20,0	50
PG 9	• G 8540506	..	16,0	1,0 - 4	5,0 - 7	17,8	21,0	50
M 16	• G 8540507	..	16,5	1,0 - 4	5,0 - 9	17,7	21,0	50
PG 11	• G 8540710	..	19,0	1,0 - 4	7,0 - 10	19,8	24,0	50
M 20	• G 8540711	..	20,5	1,0 - 4	8,0 - 13	20,0	25,5	50
PG 16	• G 8541014	..	23,0	1,0 - 4	10,0 - 14	21,6	28,0	50
M 25	• G 8541015	..	25,5	1,0 - 4	11,0 - 17	21,3	30,5	50
PG 21	• G 8541420	..	29,0	1,0 - 4	14,0 - 20	24,6	35,0	25
M 32	• G 8541421	..	32,5	1,0 - 4	15,0 - 20	24,6	38,5	25
PG 29	• G 8542026	..	38,0	1,0 - 4	20,0 - 26	28,5	46,0	25
M 40	• G 8542027	..	40,5	1,0 - 4	19,0 - 28	29,5	48,5	25
PG 36	• G 8542635	..	48,0	1,0 - 4	26,0 - 35	34,9	58,0	10

Farbe	colour			
RAL 7035	grau	1	grey	EPDM (grau) Ozon- und witterungsbeständig,Temperaturbereich -40°C bis +110°C (grey) Ozone and weather resistant, temperature range -40°C up to +110°C
RAL 9005	schwarz	2	black	CR (schwarz) Bedingt chemikalien-, alterungs- und witterungsbeständig, Temperaturbereich -30°C bis +100°C (black) Limited chemical-, aging- and weather resistant, temperature range -30°C up to +100°C
RAL 7001	dunkelgrau	4	dark-grey	EPDM (grau) Ozon- und witterungsbeständig,Temperaturbereich -40°C bis +110°C (grey) Ozone and weather resistant, temperature range -40°C up to +110°C
	rotbraun	6	reddish brown	Silikon (rotbraun) Elektrisch isolierend, BGA-konform, temperaturbeständig bis +250°C (reddish brown) Excellent electric insulation characteristic, temperature resistant up to +250°C

Kabeldurchführungsplatten

Werkstoff: PA 6.0 Dichtung: Evoprene TPE
Bauform: 112 mm x 36 mm
Temperaturbereich: -30°C bis +100°C
Durchführungssystem zur Einführung und Abdichtung von Kabeln in Gehäuse, Maschinen und Schaltschränke

Cable entry plates

material: PA 6.0 gasket: Evoprene TPE
design: 112 mm x 36 mm
temperature range: -30°C up to +100°C
Entrysystem for installation and sealing of cable in housings, machines and switch panels

Ausführung version: 24/22

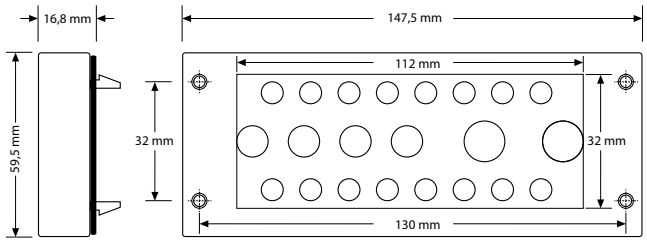

IP 66

Hf Halogen free

Nenngröße nominal size	Artikel-Nummer art-number	Ausführung version Anzahl der Durchführungen x Klemmbereich in mm number of entries x clamping range in mm				VE
24/11	• G 8543110	4 x 3 - 6,5	4 x 5 - 9,2	3 x 14 - 20		1
24/12	• G 8543120	12 x 8 - 12				1
24/13	• G 8543130	2 x 3 - 5,5	6 x 4,1 - 8,1	4 x 9 - 14	1 x 14 - 20	1
24/14	• G 8543140	6 x 3 - 6,5	4 x 5 - 9,2	4 x 9,6 - 15,9		1
24/17	• G 8543170	17 x 5 - 9,2				1
24/17-1	• G 8543171	11 x 3 - 6,5	1 x 4,1 - 8,1	5 x 8 - 12,5		1
24/22	• G 8543220	16 x 3 - 6,5	4 x 5 - 9,2	2 x 8 - 12,5		1
24/23	• G 8543230	23 x 4,1 - 8,1				1
24/29	• G 8543290	29 x 3 - 6,5				1